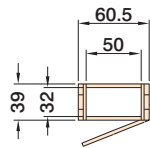


Accessories

Energy guidance chain

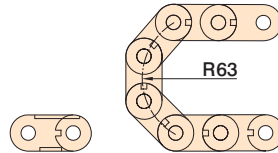


Dimensioned drawing
Energy guidance chain



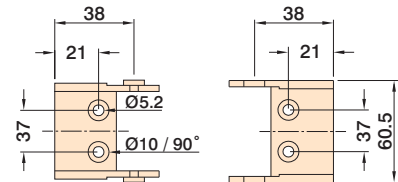
Energy guide chain 3

- VE 1 unit at 1 m
- Part no.: **219204 1000**

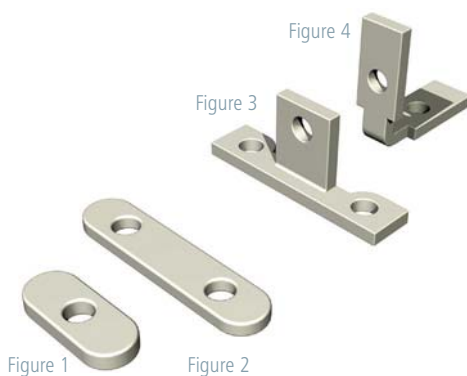


Connectors for energy chain 3

- with strain relief
- VE 1 kit
- Part no.: **219205 0002**



Tapped strips/sliding nuts



Tapped strips M6 (no figure)

- Galvanised
- Ra 50 mm
- 3 x VE 1 m piece
- Part no.: **209011**

Sliding nut 2 x M6 (Figure 2)

- Galvanised
- VE 50 pieces
- Part no.: **209002 0004**

Special angle sliding nut 3 x M6 (Figure 3)

- Galvanised
- VE 25 pieces
- Part no.: **209022 0003**

Sliding nut M6 (Figure 1)

- Galvanised
- VE 100 pieces
- Part no.: **209001 0005**

Angle sliding nut 2 x M6 (Figure 4)

- Galvanised
- VE 25 pieces
- Part no.: **209021 0003**

Sliding nut M5 (no figure)

- Galvanised
- VE 20 pieces
- Part no.: **209006 0001**

Attachment kits



Gas strut attachment kit

- Hub 220 mm
- Nominal length 490 mm
- Part no.: **216450 0001**

Gas strut attachment kit


- Stroke 300 mm
- Nominal length 690 mm
- Part no.: **216451 0001**

Limit switch attachment kit for LES 4

- for external limit switches
- Part no.: **216460 0001**

Limit switch attachment kit LES 6

- for external limit switches
- Part no.: **216460 0003**



Limit switch attachment kit LES 5

- for external limit switches
- Part no.: **216460 0002**

Mounting set for sealing air

- for LES4 - LES6
- Part no.: **216460 0006**